

Certificate ID: **45385** Client
 Received: **12/21/18**
 Sample ID: **Deep Rub <<< Deep Rub Salve**
 Lot Number:
 Matrix: **Topical - Salve**

Scan QR Code for authenticity



Ambary Gardens
26479 Hwy 74, PO Box 494
Kittredge, CO 80457
Attn: Grant Prusa

Authorization: Jon Podgorni, Lab Manager	Signature: 	Date: 1/16/2019
--	--	---------------------------







The data contained within this report was collected in accordance with the requirements of ISO/IEC17025:2005. I attest that the information contained within the report has been reviewed for accuracy and checked against the quality control requirements for each method. These results relate only to the test article listed in this report. Reports may not be reproduced except in their entirety.

CN: Cannabinoid Profile & Potency [WI-10-17 & WI-10-17-01] *Analyst: JSG* *Test Date: 1/15/2019*

The client sample was analyzed for plant-based cannabinoids by Liquid Chromatography (LC). The collected data was compared to data collected for certified reference standards at known concentrations.

45385-CN THC = .03%

ID	Weight %	Conc.	
D9-THC	0.03 wt %	0.32 mg/g	
THCV	ND	ND	
CBD	0.94 wt %	9.44 mg/g	
CBDV	0.01 wt %	0.05 mg/g	
CBG	0.02 wt %	0.20 mg/g	
CBC	0.03 wt %	0.32 mg/g	
CBN	ND	ND	
THCA	ND	ND	
CBDA	ND	ND	
CBGA	ND	ND	
Total	1.03 wt%	10.33 mg/g	0% Cannabinoids (wt%) 0.9%
Max THC	0.03 wt%	0.32 mg/g	
Max CBD	0.94 wt%	9.44 mg/g	<< CBD results are 9.44 mg/g = PASS

Ratio of Total CBD to THC 29.6:1

Minimum is 8.3 mg/g

Max THC (and Max CBD) are calculated values for total cannabinoids after heating, assuming complete decarboxylation of the acid to the neutral form. It is calculated based on the weight loss of the acid group during decarboxylation: Max THC = (0.877 x THCA) + THC. ND = None detected above the limits of detection (LLD)

Ambary Gardens notes shown in red